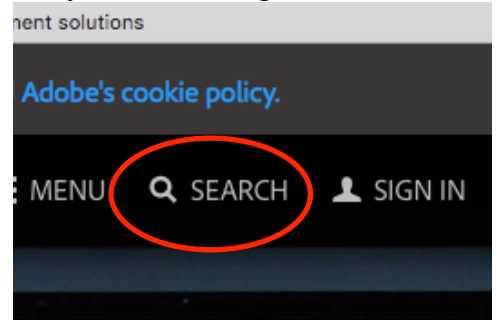


# Installing Adobe Flash Player

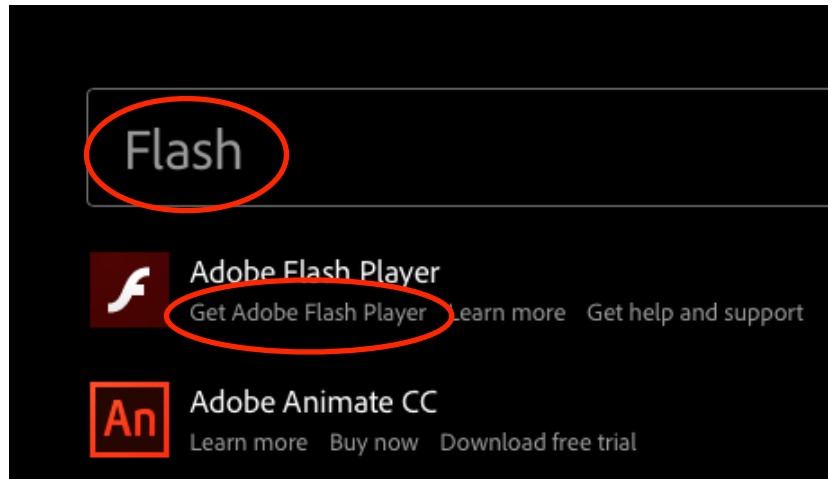
As a security measure, Apple prevents Safari running anything other than the latest version of Flash Player. So a site that worked just fine yesterday may refuse to show you content (often video) and tell you you need to download the latest version of Flash. Many of these sites will offer you a convenient link to get the latest version but as it's just possible these may not be genuine links and would take you to somewhere to download something that isn't Adobe Flash Player. To *always* be sure you're downloading the genuine software, follow these instructions:

Load Safari and type in the address bar [www.adobe.com](http://www.adobe.com). This way you *know* you are on the genuine adobe site.

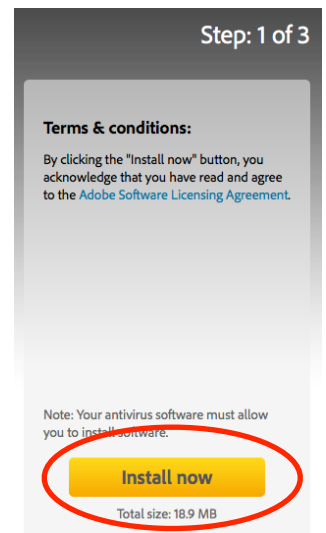
In the top right corner you will see the SEARCH option - click it.



In the search bar, start typing Flash Player (you will see I only got as far as typing the first word and one of the options under "Adobe Flash Player" is "Get Adobe Flash Player" Click this link.



On the page that opens, over on the right, you'll see that you're on step one of three with an Install Now button underneath. Click that and you will download the installer program.



The installer program downloads as a disc image file i.e. it ends with the suffix .dmg - in this example it's called. AdobeFlashPlayer\_23\_a\_install.dmg

The site will probably tell you to look for it in your Downloads folder as that's the default folder for Safari to place files it downloads. If you've changed it to your Desktop, that's where it will be. Double click it to run it.



Now double click on the icon that says “Install Adobe Flash Player”.



Your Mac will warn you that it's an application downloaded from the internet - but you knew that, you just downloaded it! So go ahead and click Open.



You can now choose how you want to deal with future updates. It's fine to select the default, recommended option. Now click Next.



Your Mac will now download the actual code for Flash Player and install it in Safari. When it's finished you'll see this window telling you to restart your browser so click Finish then quit Safari and the restart it. It will have the latest Flash Player installed.

